



## Summary Feedback

(Combined feedback broadcasted multiple time this week)

### PRE-RECORDED: Basildon FRCR 2B 'A to Zee' Course 2020

## Session 13/40

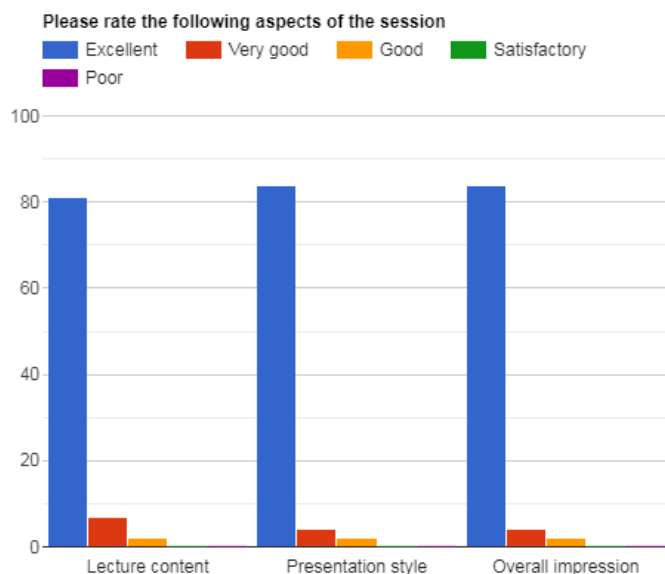
GIT for FRCR Exam (Part - 3)

(1) Colon & Rectum (2) Liver, Spleen and Pancreas (3) Biliary System  
(27<sup>th</sup> & 28<sup>th</sup> July 2024)

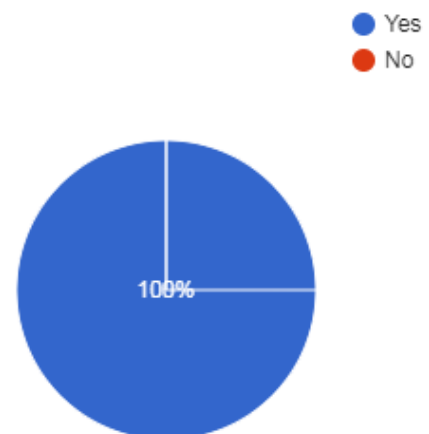
Lecturer: Sami Khan

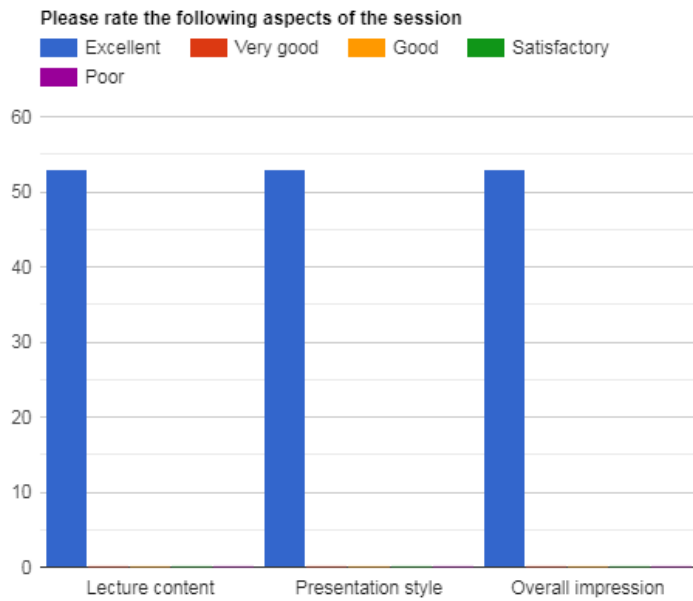
### Summary Points:

- Total Attendees: 455 from 37 Countries (Algeria, Australia, Bahrain, Bangladesh, Brunei, China, Dominica, Egypt, Ghana, Hong Kong, India, Indonesia, Iraq, Jordan, Kenya, Kuwait, Libya, Malaysia, Myanmar, Nepal, Nigeria, Oman, Pakistan, Poland, Qatar, Saudi Arabia, Singapore, South Africa, Sri Lanka, Sudan, Swaziland, Türkiye, UAE, UK, Yemen, Zambia, Zimbabwe).
- Total duration: 3 hours (each session broadcasted thrice during the week)
- Total feedback received from 151 participants, from three different broadcasts

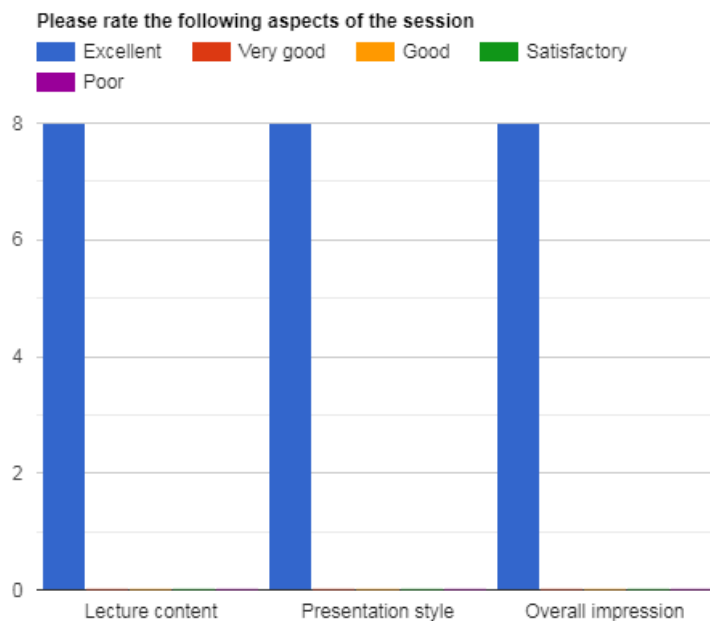
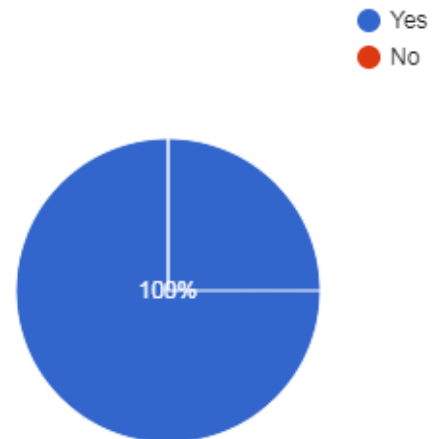


Did you find it useful  
90 responses

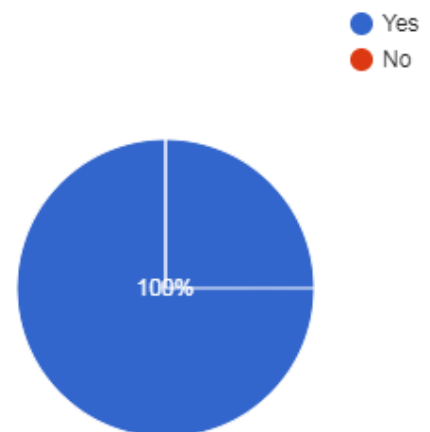




Did you find it useful  
53 responses



Did you find it useful  
8 responses

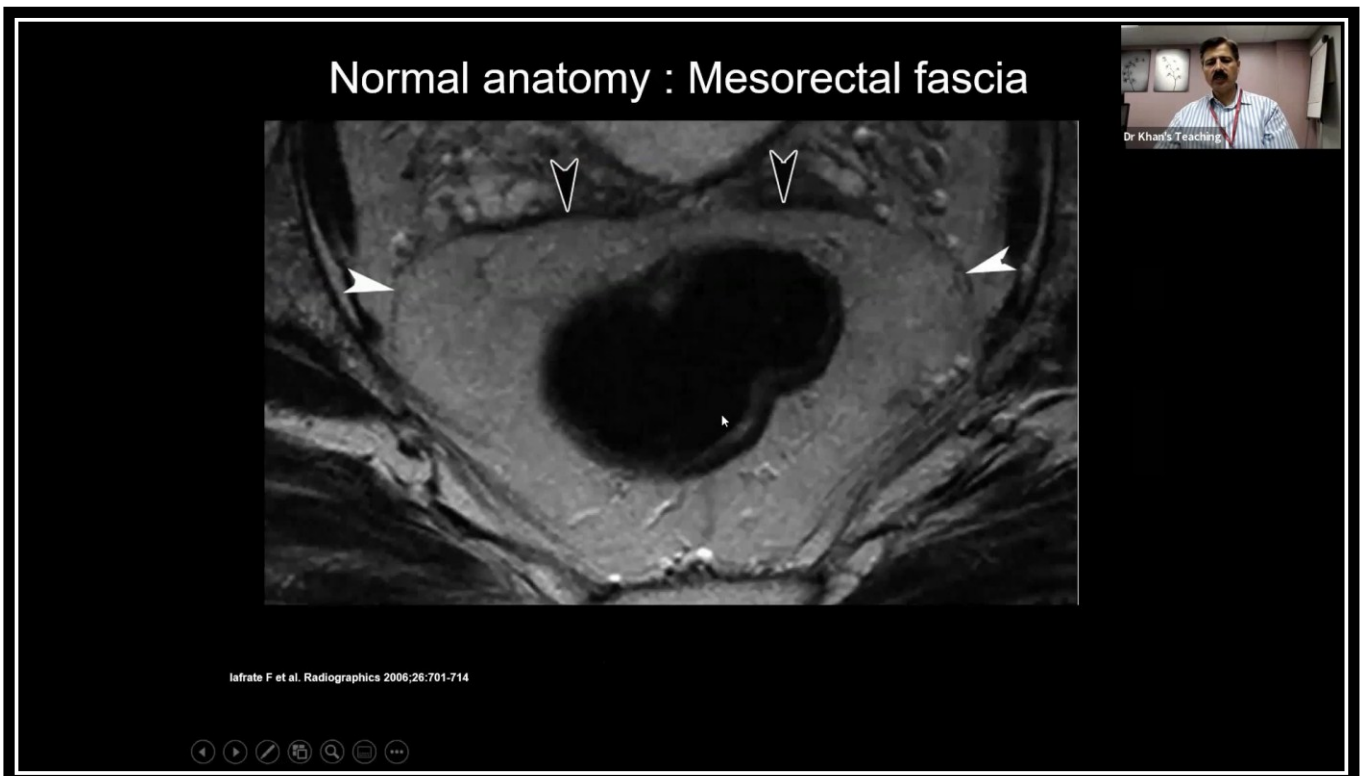
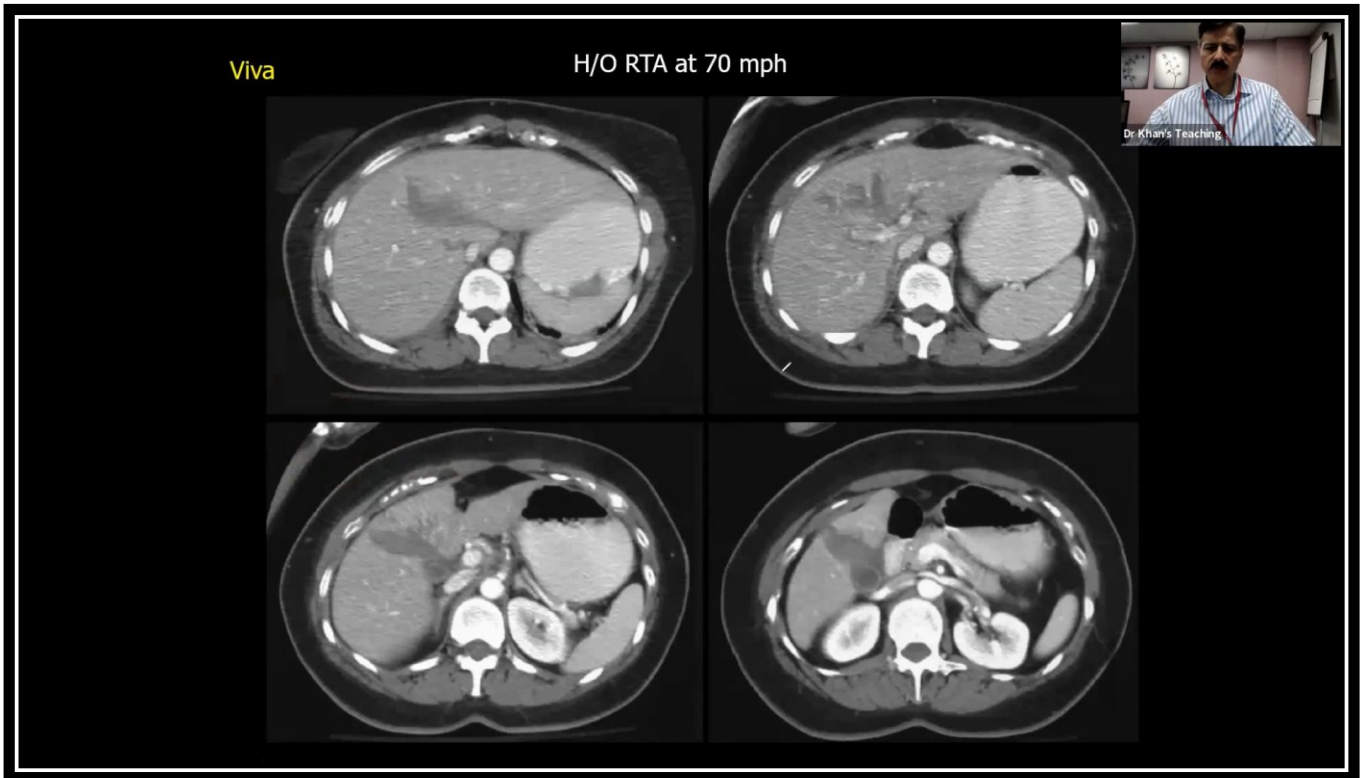


## Testimonials

- Excellent explanation of anatomy. I always forget it and need to revise again and again. Was very helpful for me (UK).
- Can't thank Dr. Sami Khan enough. What an amazing teacher he is!! Excellent session (Pakistan).
- Very good teaching points, I'm a fan of sir Sami (India).
- Thorough teaching on MRI rectal cancer (not well taught at my hospital). Key concepts always highlighted, great mix of cases to demonstrate learning points (UK).
- Thank you, Dr Khan, for the passionate teaching (India).
- Every bit of the lecture was excellent (Saudi Arabia).
- Excellent and useful session. Thank you (Malaysia).
- Very comprehensive lecture with ample amount and variety of exam cases (India).

- Barium study is what most radiologists are unfamiliar with. Very educational (UK).
- Amazing cases and invaluable teaching and efforts by sir Sami (India).
- Excellent. Taught in a super easy way. Practical points for reporting were priceless (Pakistan).
- The speech of Dr. Khan was the best (Iraq).
- Excellent explanation (Türkiye).
- Good cases & key points (Maldives).
- Wide variety of cases covered in a crisp and interesting fashion. Thank you sir (India).
- Very good review of rectal tumor staging and pancreatic neoplasms. Barium enema images are also useful (UK).
- The part when Dr. Khan took over and described the image further was the best (Pakistan).
- Excellent teaching! (UK).
- Absolutely wonderful session (India).
- Wonderful (Kenya).
- Outstanding (Saudi Arabia).
- Awesome (Indonesia).
- Excellent case discussion with image (Nepal).
- Excellent session (India).
- Very important pertinent points related to biliary system (Pakistan).
- Everything was outstanding (Saudi Arabia).
- Barium enema cases were the most useful (UK).
- Everything is great, very useful (Bahrain).
- Case collection was the best (India).
- Barium studies pattern recognition was the most useful (India).
- Excellent cases and way of teaching (Pakistan).
- Content and explanation were the best (UK).
- Manifestation of scleroderma is interesting (Sri Lanka).
- The pattern recognition was amazing (Egypt).
- Excellent images with explanation (Sri Lanka).
- Excellent explanation of barium studies (Saudi Arabia).
- Conceptual radiology learning (India).
- Excellent explanation of rectal carcinoma (Pakistan).
- Excellent, the barium enema slides were very useful (UK).
- Excellent teaching (China).
- Explanations are excellent (UK).
- Pattern is very nice and helpful (India).
- Rectal carcinoma concept of T staging was great (UAE).
- Excellent lecture (India).
- Absolutely amazing (UK).
- Very informative (Qatar).
- Very knowledgeable lecture. Thank you so much (Pakistan).
- Much gratitude to you sir (Egypt).
- Very informative (UAE).
- Useful and practical (India).
- Nice presentation (Maldives).
- Very impactful session (Nigeria).
- Great and impressive (Iraq).
- Excellent teaching (Algeria).

- It was perfect (UAE).
- Thanks for all your efforts (Iraq).
- Continue the excellent work (Nigeria).
- It was an almost perfect lecture on such an extensive topic (India).
- Discussion of the cases was great (India).
- Excellent lecture with good exam oriented topics (India).
- Excellent cases (UK).
- Amazing barium cases (UK).
- Excellent cases (UK).
- Good cases (India).
- Excellent cases (UAE).
- Excellent and useful session (Malaysia).
- It was perfect (UAE).
- Explained well (Sri Lanka).
- All of it was extremely helpful, as always (Egypt).
- The case discussions and the short lecture on rectal MRI were the best (Nigeria).
- Great cases with detailed anatomical and pathological correlation (Pakistan).
- All aspects were useful, especially T staging of rectal CA (Pakistan).
- Local staging of rectal cancer was the best (Egypt).
- Excellent teaching and discussion (Saudi Arabia).
- Cases and discussions were great (India).
- Very good lecture (Sri Lanka).
- Excellent patient teaching style (Nigeria).
- Comprehensive practical coverage (Iraq).
- Always very beneficial to review recording of GI lectures (Algeria).



## Toxic Megacolon : Acute Inflammatory PseudoPolyp



=====XX=====XX=====